

Product datasheet for **TA337074**

p73 (TP73) Mouse Monoclonal Antibody [Clone ID: 38C674.2]

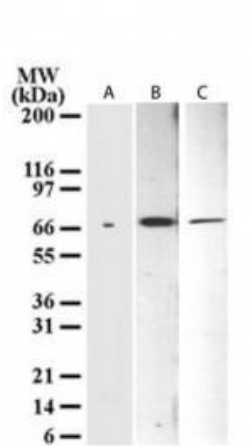
Product data:

Product Type:	Primary Antibodies
Clone Name:	38C674.2
Applications:	IHC, WB
Recommend Dilution:	WB: 1-3 ug/ml, ChIP: 5ug, IF: 1:10-1:500, IHC-F: 1:10-1:500, IHC-P: 5 ug/ml
Reactivity:	Human, Mouse, Rat
Host:	Mouse
Isotype:	IgG1, kappa
Clonality:	Monoclonal
Immunogen:	This antibody was developed against a peptide corresponding to a portion of amino acid residues 1-50 of human dNp73. Mouse and human sequences are more than 95 % identical at these amino acid residues. In mouse, alanine at position 8 is replaced by methio
Formulation:	PBS containing 0.05% BSA, 0.05% Sodium Azide. Store at 4C short term. Aliquot and store at -20C long term. Avoid freeze-thaw cycles.
Concentration:	0.5 mg/ml
Purification:	Protein G purified
Gene Name:	tumor protein p73
Database Link:	NP_001119712 Entrez Gene 362675 RatEntrez Gene 7161 Human
Synonyms:	P73
Note:	Staining of formalin-fixed tissues is enhanced by boiling tissue sections in 10 mM sodium citrate buffer, pH 6.0 for 10-20 min followed by cooling at RT for 20 min.
Protein Families:	Druggable Genome, Transcription Factors
Protein Pathways:	Neurotrophin signaling pathway, p53 signaling pathway

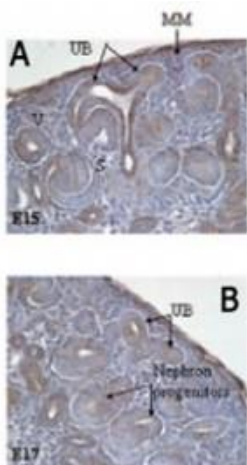


[View online »](#)

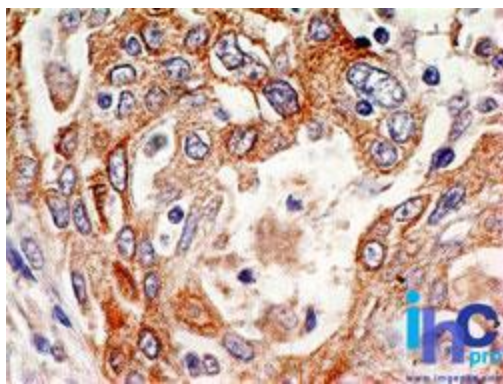
Product images:



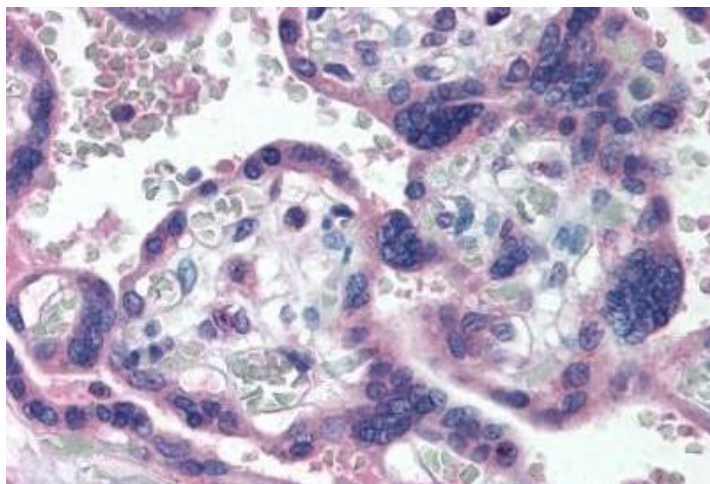
Western Blot: Delta Np73 Antibody (38C674.2) TA337074 - Delta Np73 Antibody (38C674.2) analysis for Np73 using TA337074 at 1 ug/ml in A) a cell line transfected with Np73 cDNA, B) HeLa, and C) NIH 3T3 cell lysate.



Immunohistochemistry-Frozen: Delta Np73 Antibody (38C674.2) TA337074 - Delta Np73 Antibody (38C674.2) analysis of Delta Np73 in embryonic day 15 (A) and day 17 (B) E15 rat embryonic kidney at 1:2000. Delta Np73 is expressed in ureteric bud (UB) branches



Immunohistochemistry-Paraffin: Delta Np73 Antibody (38C674.2) TA337074 - Delta Np73 Antibody (38C674.2) Formalin-fixed, paraffin-embedded lung squamous cell carcinoma probed with p73 antibody at 5 ug/ml.



Immunohistochemistry-Paraffin: Delta Np73 Antibody (38C674.2) TA337074 - Delta Np73 Antibody (38C674.2) Staining of human placenta. Immunohistochemistry of formalin-fixed, paraffin-embedded tissue after heat-induced antigen retrieval. Antibody concentra