

Product datasheet for TA501276

GNMT Mouse Monoclonal Antibody [Clone ID: OT18A3]

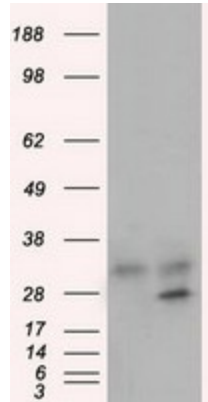
Product data:

Product Type:	Primary Antibodies
Clone Name:	OT18A3
Applications:	FC, WB
Recommend Dilution:	WB: 1:200 - 1:1000, Flow 1:100
Reactivity:	Human
Host:	Mouse
Isotype:	IgG3
Clonality:	Monoclonal
Immunogen:	Full length human recombinant protein of human GNMT (NP_061833) produced in HEK293T cell.
Formulation:	PBS (pH 7.3) containing 1% BSA, 50% glycerol and 0.02% sodium azide.
Concentration:	1 mg/ml
Purification:	Purified from mouse ascites fluids or tissue culture supernatant by affinity chromatography (protein A/G)
Predicted Protein Size:	32.6 kDa
Gene Name:	glycine N-methyltransferase
Database Link:	NP_061833 Entrez Gene 27232 Human
Background:	The protein encoded by this gene is an enzyme that catalyzes the conversion of S-adenosyl-L-methionine (along with glycine) to S-adenosyl-L-homocysteine and sarcosine. The encoded protein is found in the cytoplasm and acts as a homotetramer. Defects in this gene are a cause of GNMT deficiency (hypermethioninemia).
Synonyms:	glycine N-methyltransferase; OTTHUMP00000016412
Protein Families:	Druggable Genome
Protein Pathways:	Glycine, serine and threonine metabolism

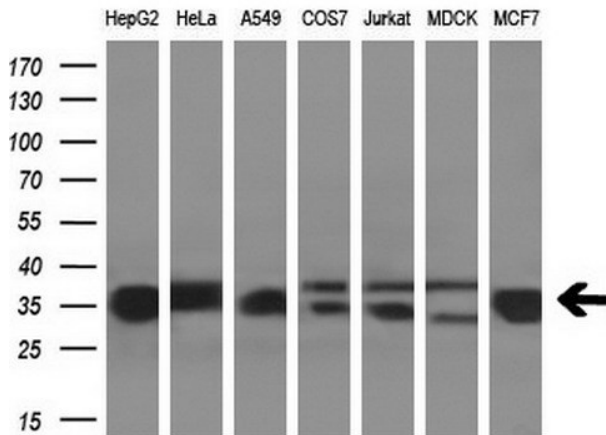


[View online »](#)

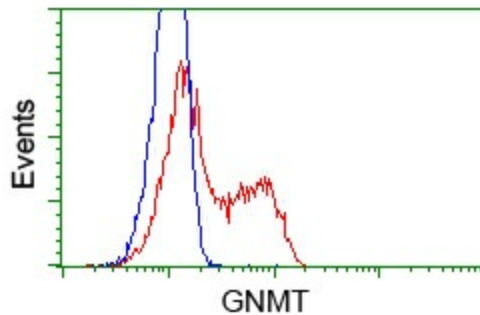
Product images:



HEK293T cells were transfected with the pCMV6-ENTRY control (Left lane) or pCMV6-ENTRY GNMT ([RC207497], Right lane) cDNA for 48 hrs and lysed. Equivalent amounts of cell lysates (5 ug per lane) were separated by SDS-PAGE and immunoblotted with anti-GNMT. Positive lysates [LY412848] (100ug) and [LC412848] (20ug) can be purchased separately from OriGene.



Western blot analysis of extracts (10ug) from 7 different cell lines by using anti-GNMT monoclonal antibody (1:200).



HEK293T cells transfected with either pCMV6-ENTRY GNMT ([RC207497]) (Red) or empty vector control plasmid (Blue) were immunostained with anti-GNMT mouse monoclonal (TA501276), and then analyzed by flow cytometry.