

Product datasheet for **TA505920**

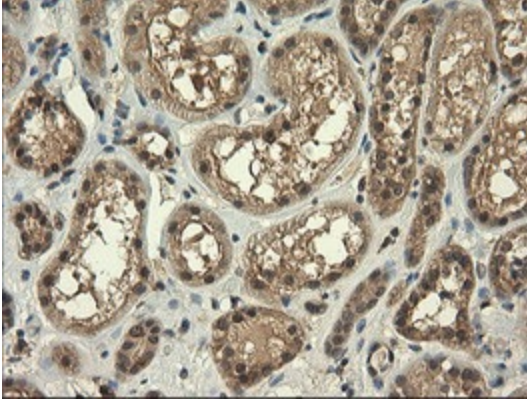
TRIM45 Mouse Monoclonal Antibody [Clone ID: OTI3G3]

Product data:

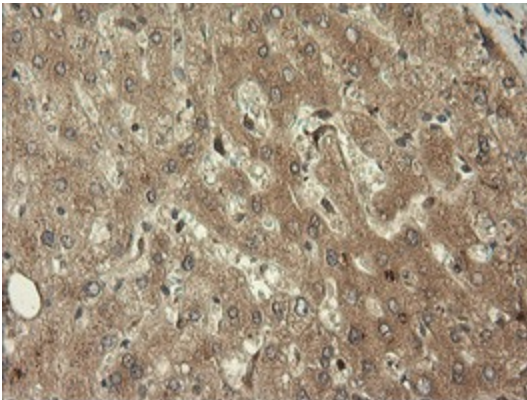
Product Type:	Primary Antibodies
Clone Name:	OTI3G3
Applications:	IF, IHC
Recommend Dilution:	IHC 1:150, IF 1:100
Reactivity:	Human
Host:	Mouse
Isotype:	IgG1
Clonality:	Monoclonal
Immunogen:	Human recombinant protein fragment corresponding to amino acids 288-580 of human TRIM45(NP_079464) produced in E.coli.
Formulation:	PBS (PH 7.3) containing 1% BSA, 50% glycerol and 0.02% sodium azide.
Concentration:	1 mg/ml
Purification:	Purified from mouse ascites fluids or tissue culture supernatant by affinity chromatography (protein A/G)
Predicted Protein Size:	64.2 kDa
Gene Name:	tripartite motif containing 45
Database Link:	NP_079464 Entrez Gene 80263 Human
Synonyms:	RNF99



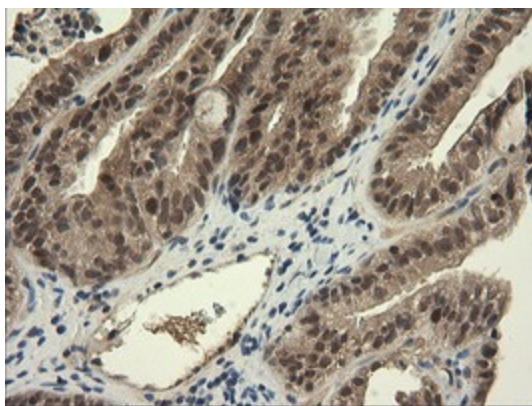
[View online »](#)

Product images:

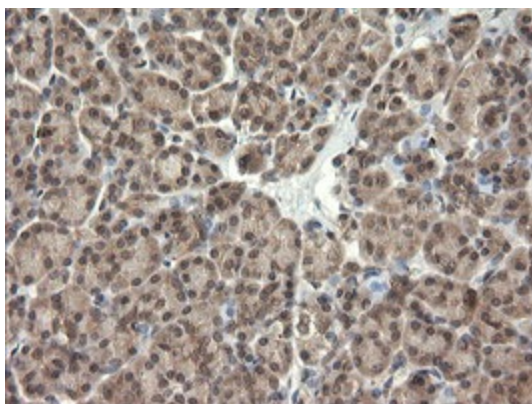
Immunohistochemical staining of paraffin-embedded Human Kidney tissue within the normal limits using anti-TRIM45 mouse monoclonal antibody. (Heat-induced epitope retrieval by 10mM citric buffer, pH6.0, 120°C for 3min, TA505920)



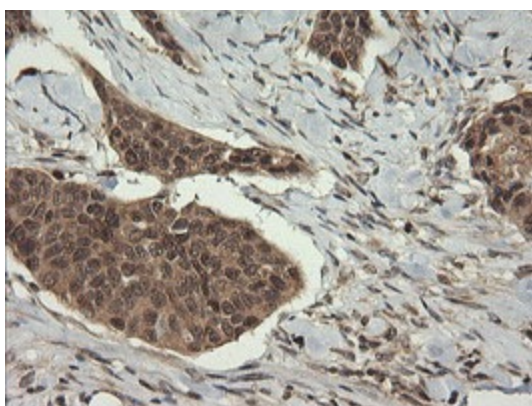
Immunohistochemical staining of paraffin-embedded Human liver tissue within the normal limits using anti-TRIM45 mouse monoclonal antibody. (Heat-induced epitope retrieval by 10mM citric buffer, pH6.0, 120°C for 3min, TA505920)




Immunohistochemical staining of paraffin-embedded Adenocarcinoma of Human ovary tissue using anti-TRIM45 mouse monoclonal antibody. (Heat-induced epitope retrieval by 10mM citric buffer, pH6.0, 120°C for 3min, TA505920)



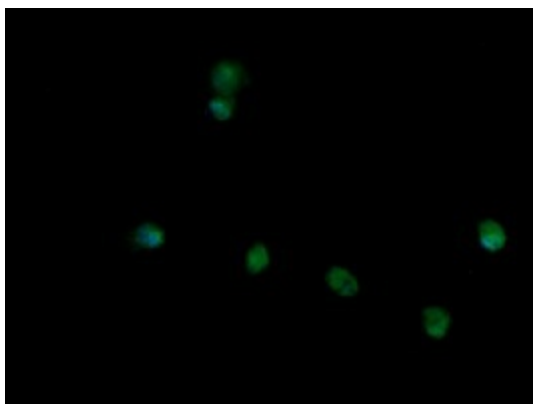
Immunohistochemical staining of paraffin-embedded Human pancreas tissue within the normal limits using anti-TRIM45 mouse monoclonal antibody. (Heat-induced epitope retrieval by 10mM citric buffer, pH6.0, 120°C for 3min, TA505920)



Immunohistochemical staining of paraffin-embedded Carcinoma of Human bladder tissue using anti-TRIM45 mouse monoclonal antibody. (Heat-induced epitope retrieval by 10mM citric buffer, pH6.0, 120°C for 3min, TA505920)



Immunohistochemical staining of paraffin-embedded Human tonsil within the normal limits using anti-TRIM45 mouse monoclonal antibody. (Heat-induced epitope retrieval by 10mM citric buffer, pH6.0, 120°C for 3min, TA505920)



Anti-TRIM45 mouse monoclonal antibody (TA505920) immunofluorescent staining of COS7 cells transiently transfected by pCMV6-ENTRY TRIM45 ([RC215738]).