

Product datasheet for TA807667

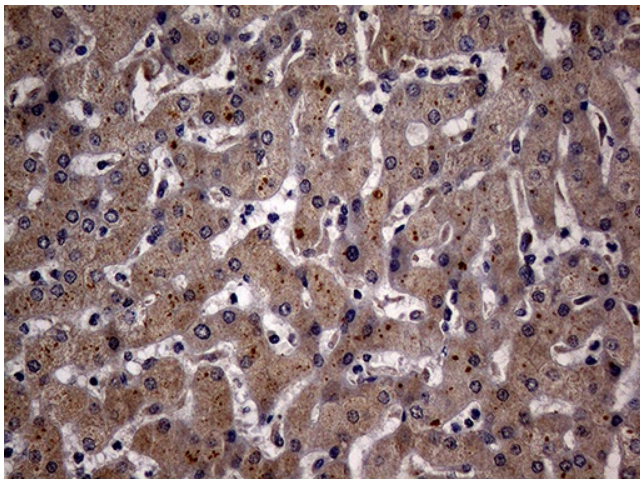
KCTD9 Mouse Monoclonal Antibody [Clone ID: OTI5G4]

Product data:

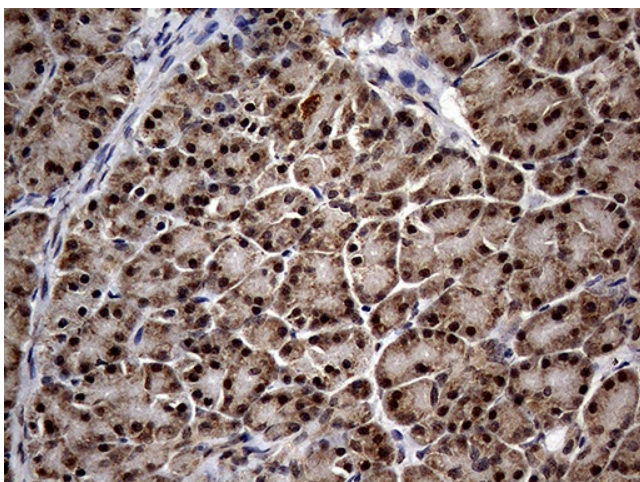
Product Type:	Primary Antibodies
Clone Name:	OTI5G4
Applications:	IHC
Recommend Dilution:	IHC 1:150
Reactivity:	Human
Host:	Mouse
Isotype:	IgG2a
Clonality:	Monoclonal
Immunogen:	Human recombinant protein fragment corresponding to amino acids 1-223 of human KCTD9(NP_060104) produced in E.coli.
Formulation:	PBS (PH 7.3) containing 1% BSA, 50% glycerol and 0.02% sodium azide.
Concentration:	1 mg/ml
Purification:	Purified from mouse ascites fluids or tissue culture supernatant by affinity chromatography (protein A/G)
Predicted Protein Size:	42.4 kDa
Gene Name:	potassium channel tetramerization domain containing 9
Database Link:	NP_060104 Entrez Gene 54793 Human
Synonyms:	BTBD27



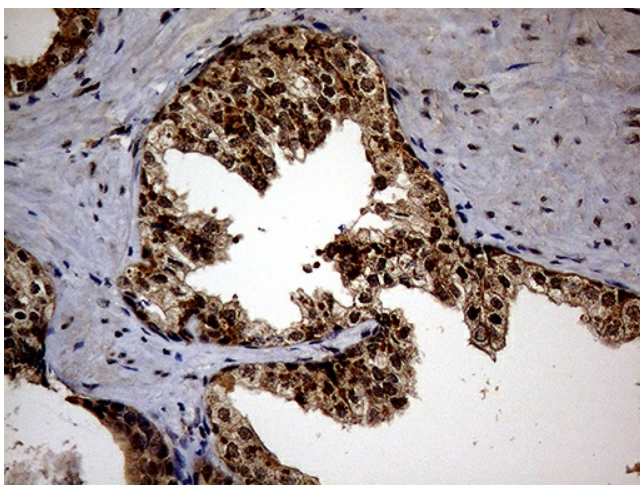
[View online »](#)

Product images:

Immunohistochemical staining of paraffin-embedded Human liver tissue within the normal limits using anti-KCTD9 mouse monoclonal antibody. (Heat-induced epitope retrieval by 1mM EDTA in 10mM Tris buffer (pH8.5) at 120°C for 3min, TA807667) (1:150)



Immunohistochemical staining of paraffin-embedded Human pancreas tissue within the normal limits using anti-KCTD9 mouse monoclonal antibody. (Heat-induced epitope retrieval by 1mM EDTA in 10mM Tris buffer (pH8.5) at 120°C for 3min, TA807667) (1:150)



Immunohistochemical staining of paraffin-embedded Carcinoma of Human prostate tissue using anti-KCTD9 mouse monoclonal antibody. (Heat-induced epitope retrieval by 1mM EDTA in 10mM Tris buffer (pH8.5) at 120°C for 3min, TA807667) (1:150)