

Product datasheet for **TA808842**

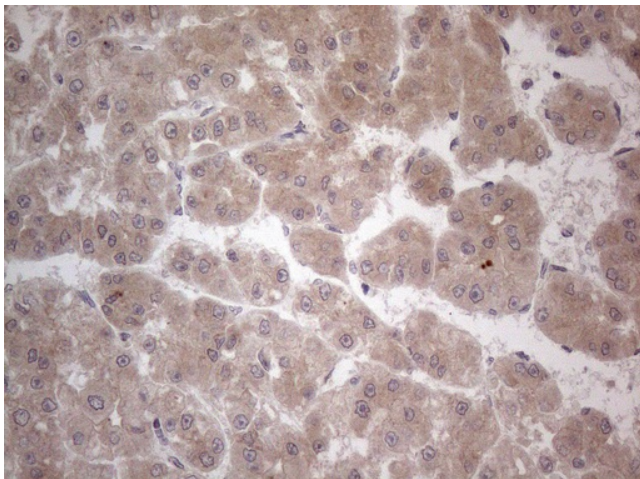
C19orf80 (ANGPTL8) Mouse Monoclonal Antibody [Clone ID: OTI4G8]

Product data:

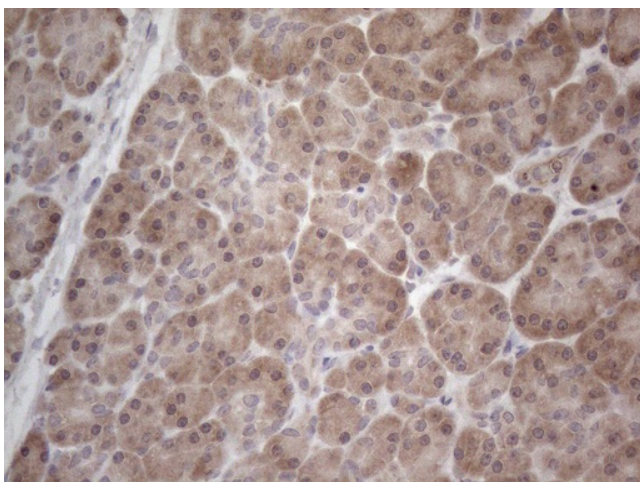
Product Type:	Primary Antibodies
Clone Name:	OTI4G8
Applications:	IHC
Recommend Dilution:	IHC 1:150
Reactivity:	Human
Host:	Mouse
Isotype:	IgG2a
Clonality:	Monoclonal
Immunogen:	Human recombinant protein fragment corresponding to amino acids 22-198 of human C19ORF80(NP_061157) produced in E.coli.
Formulation:	PBS (PH 7.3) containing 1% BSA, 50% glycerol and 0.02% sodium azide.
Concentration:	1 mg/ml
Purification:	Purified from mouse ascites fluids or tissue culture supernatant by affinity chromatography (protein A/G)
Predicted Protein Size:	21.9 kDa
Gene Name:	angiopoietin like 8
Database Link:	NP_061157 Entrez Gene 55908 Human
Synonyms:	C19orf80; PRO1185; PVPA599; RIFL; TD26



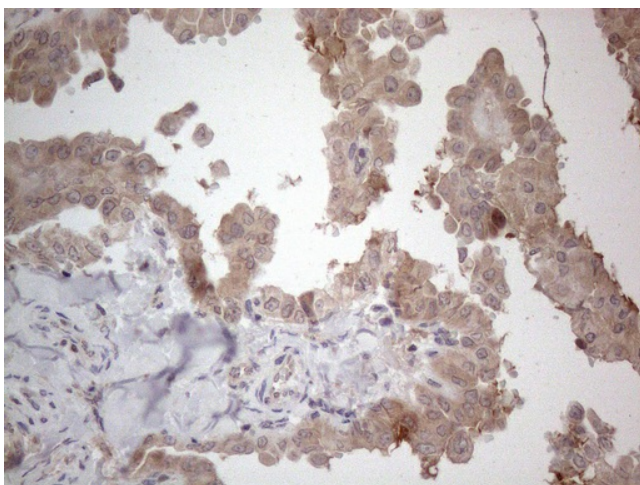
[View online »](#)

Product images:

Immunohistochemical staining of paraffin-embedded Carcinoma of Human liver tissue using anti-C19ORF80 mouse monoclonal antibody. (Heat-induced epitope retrieval by 1mM EDTA in 10mM Tris buffer (pH8.5) at 120°C for 3min, TA808842) (1:150)



Immunohistochemical staining of paraffin-embedded Human pancreas tissue within the normal limits using anti-C19ORF80 mouse monoclonal antibody. (Heat-induced epitope retrieval by 1mM EDTA in 10mM Tris buffer (pH8.5) at 120°C for 3min, TA808842) (1:150)



Immunohistochemical staining of paraffin-embedded Carcinoma of Human thyroid tissue using anti-C19ORF80 mouse monoclonal antibody. (Heat-induced epitope retrieval by 1mM EDTA in 10mM Tris buffer (pH8.5) at 120°C for 3min, TA808842) (1:150)