

## Product datasheet for **TA808934**


### **TRIM56 Mouse Monoclonal Antibody [Clone ID: OT18E12]**

#### **Product data:**

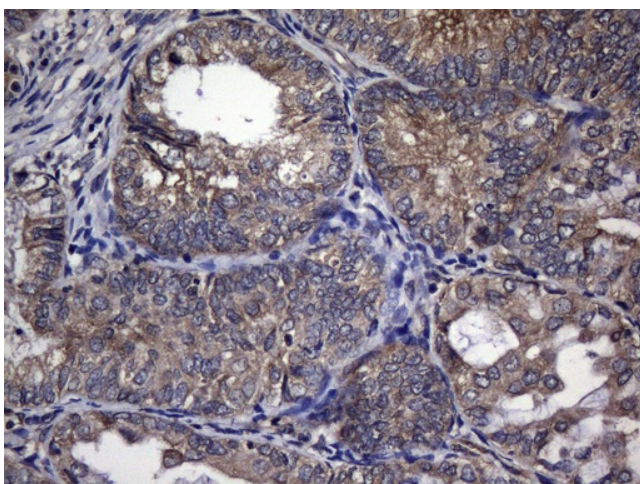
<b>Product Type:</b>	Primary Antibodies
<b>Clone Name:</b>	OT18E12
<b>Applications:</b>	IHC, WB
<b>Recommend Dilution:</b>	WB 1:2000, IHC 1:150
<b>Reactivity:</b>	Human
<b>Host:</b>	Mouse
<b>Isotype:</b>	IgG1
<b>Clonality:</b>	Monoclonal
<b>Immunogen:</b>	Human recombinant protein fragment corresponding to amino acids 311-554 of human TRIM56(NP_112223) produced in E.coli.
<b>Formulation:</b>	PBS (PH 7.3) containing 1% BSA, 50% glycerol and 0.02% sodium azide.
<b>Concentration:</b>	1 mg/ml
<b>Purification:</b>	Purified from mouse ascites fluids or tissue culture supernatant by affinity chromatography (protein A/G)
<b>Predicted Protein Size:</b>	81.3 kDa
<b>Gene Name:</b>	tripartite motif containing 56
<b>Database Link:</b>	<a href="#">NP_112223 Entrez Gene 81844 Human</a>
<b>Background:</b>	E3 ubiquitin-protein ligase that mediates 'Lys-63'-linked polyubiquitination of TMEM173/STING, thereby playing a key role in innate immunity. TMEM173/STING 'Lys-63'-linked ubiquitination activates the production of type I interferon IFN-beta following detection of pathogen- and host-derived double-stranded DNA. [UniProtKB/Swiss-Prot Function]
<b>Synonyms:</b>	RNF109



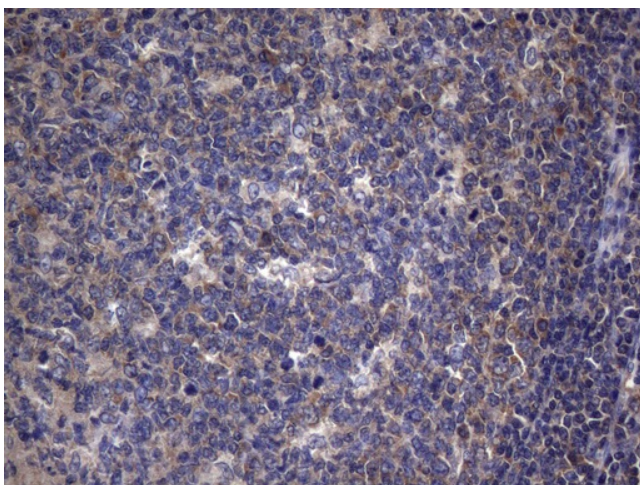
[View online »](#)

**Product images:**

HEK293T cells were transfected with the pCMV6-ENTRY control (Left lane) or pCMV6-ENTRY TRIM56 ([RC200891], Right lane) cDNA for 48 hrs and lysed. Equivalent amounts of cell lysates (5 ug per lane) were separated by SDS-PAGE and immunoblotted with anti-TRIM56 (1:2000). Positive lysates [LY410625] (100ug) and [LC410625] (20ug) can be purchased separately from OriGene.



Immunohistochemical staining of paraffin-embedded Adenocarcinoma of Human endometrium tissue using anti-TRIM56 mouse monoclonal antibody. (Heat-induced epitope retrieval by 1mM EDTA in 10mM Tris buffer (pH8.5) at 120°C for 3min, TA808934) (1:150)



Immunohistochemical staining of paraffin-embedded Human tonsil within the normal limits using anti-TRIM56 mouse monoclonal antibody. (Heat-induced epitope retrieval by 1mM EDTA in 10mM Tris buffer (pH8.5) at 120°C for 3min, TA808934) (1:150)